




Literacy and language development

A vertical stack of colorful alphabet blocks spelling out the word 'LITERACY'. The blocks are arranged in a slightly staggered, vertical column. The letters visible from top to bottom are: 'L' (orange), 'I' (red), 'T' (green), 'E' (red), 'R' (green), 'A' (red), 'C' (yellow), and 'Y' (blue). The blocks have various colors and patterns, including some with small illustrations like a bicycle and a sailboat.

Bhajpreet Kaur & Ira Ghosh



Agenda:

1. language- A rich speaking vocabulary
 2. literacy (reading and writing)
 3. fun with Phonics.
- 
- 
- 

Essential agreement





Things I want to know



Things I want to share

Brain Turn Ons/Brain Turn Offs

Jot down some points that you feel helps you in learning and that hinders your learning

Turn ons



Turn off



Language is the
most powerful
instrument of
human progress
Maria Montessori



money

run

walk

buy

1. A rich speaking vocabulary

stamp

live

word

See

tell

hand

make

many

more

A

world

great

young

eat

big

open

small

grass

still

them


A rich speaking vocabulary

Words let us think, create ideas and reason. A poor vocabulary can lead to a poor level of reasoning. A rich vocabulary, in contrast, leads to a higher level of reasoning and creativity and skill in communication.- skills that are highly valued in life later. It all starts with love of words.






Did you know!!!!

Although there are 500,000 words in the English language, just 3,000 make up the great majority of the words used in day-to-day conversation. About 400 make up 65% of the words that a child is likely to come across in children's books. The activities and the games will help the children to develop their reading and speaking skills.



Apart from the 3000 main words that make up our every day vocabulary, thousands more come from them, using prefixes such as dis, mis, re-; and suffixes such as ed and full.

Once a child has grasped the meaning of these prefixes and suffixes, he's well on the way to unlocking nearly all the secrets of the language's vocabulary.





Learning language

- We come across a three year old child, who cant tie a knot, jump a rope or eat without making a mess, but she could figure out what several thousands word mean, how they are pronounced and how they can be put together to make sentence



- Children's talent for language is strangely limited- they are good at learning language, but not so good at knowing what to say and what not to say
- Daddy did your hair slip? Three year old son to his bald but long bearded father

■ Why don't you get some expensive money? Three year old daughter , when told by her mother that she could get a small toy, but that the ones she had asked for were too expensive

■ I wish someone we knew would die so we could leave them flowers- six year old girl upon seeing flowers in a cemetery

- These samples of 'child speak' are funny because of the misunderstanding that they contain about rather basic things in the world- beards , money , death and so on.
- Despite of these errors, children can make and hear contrast among dozens of speech sounds. They have learned thousands of words without having heard a single definition and they are able to build and understand sentences of impressive complexity.



So.....

How can we help them?

Talk, talk, talk to them.

1. Take time to read/sing rhymes.
2. Tell him what is happening,
when is it happening, why is it
happening.
3. Try to build on your child's
existing knowledge by talking
about what you see. The more you link
ideas the more she will learn. Later you
can talk about what you saw and discuss
again.

4. Read to your child every single day-

Look for children's stories filled with vivid language, and introduce your family to some of the classic literature from the early age. BUT DON'T FORCE THIS. Build on your child's interest.

5. Talk about what you are doing-

I'm going to make dinner now. Do you want to help me? Right, let's cut some carrots. Here they are. And these are spinach.

You can also talk to her when she is dressing up. Now, I'm dressing you up. Remember this is your right leg and this is your left leg. Which is your left leg?

6. Play word games-

as you drive around, play lots of word games and tell silly stories to each other. A good game is to take turns in finding words that start with the same letters. My grandma's cat eats munchy melon, meatball and mouldy mandarins.

7. Invent stories-

One of the best activities of all, however is regularly making up stories. Start a story and take turns adding one sentence at a time with your child. You can also write some of the best stories and read it to your child.

8. Mastering naturally-

By asking questions.

9. Seek opportunities to introduce new words.

10. World traveller-

11. Grandma's cat game-

12. How many can you name?

13. Simon says

14. Other people's job


15. Rhyming words

16. I spy



**Be patient!
Give your
child time.**






CAUTION

DON'T just throw big words into conversations with children.

If children don't have enough conceptual knowledge, they will not understand and will disregard the big word. (Juel, 2002)





Writing

What is writing?

- Writing is the use of visual symbols to represent words which act as a code of Communication.
- It enables people to express themselves, as well as to entertain, inform and influence others.



Encouraging writing skills-

Learning to write involves two separate skills. The motor skills of holding a pencil and getting it to draw the shapes you want. And the visual skills of recognizing the shapes of each letter. The motor skills develop first.

First steps towards writing

The finger movement that will ultimately lead to writing ability begin, in fact, with your baby's first clutching and grasping movements. Then comes the essential hand-eye co-ordination skills and the ability to converge the eyes-stemming directly from crawling and the first attempts at walking.

3 aspects on writing

1. How you write:

The physical ability to use a crayon, pencil or pen to print words, or later to write them in flowing, linked script- and later again to type them on a word processor.

2. What you write:

The ability to put your thoughts on paper.

3. Getting it right:

The ability to spell, punctuate and link sentences so they make sense. All 3 skills can be develop naturally. Most children can master the physical skills of printing before starting school. Writing starts with the co-ordination skills a child can learn from very play.

Motivation to write

1. Back writing
2. Leaf writing
3. Writing a recipe
4. Shopping list
5. Rhyming words
6. To do lists
7. Short stories
8. Letter writing
9. Setting personal goals and writing them down.
10. Picture story



Some activities you can do at home

pre-writing activities:

- Clay
- Fevicol writing
- Stringing macaroni
- shuffling cards
- crumpling paper
- learning a musical instrument
- Air
- Water
- Sand
- Drawing on a steaming window
- Maida Paste
- Making shapes



Starting to write

1. Follow the dots
2. Air writing /Following Proper strokes
3. Pattern writing
4. Start with chalk and jumbo crayons/ thick marker
5. Inside the letter-
6. Tracing paper
7. Rocket writing
8. Sight words / label everything.
9. Card making
10. Graphic organizer



Going further

11. Moviemaker

Write a one page "pitch" to a producer explaining why the story would or would not make a great movie.

12. Business card Book

Write the story in the most compelling way you can on paper the size of a business card.

13. Postcard

Write to a friend, the author, or to a character about this book. Write as if you were the character or author and write to yourself.





14. Trailer

Movie previews always offer a quick sequence of the best moments that make us want to watch it – storyboard or narrate the scenes for your trailer. Focus on verbs.

15. Billboard

As in the movies, take what seems the most compelling image(s) and create an ad.



16. Adjective-itis

Pick five adjectives for the book or character(s), and explain how they apply.

17. Dear author

After reading a book the student(s) write the author via the publisher (who always forwards them).

18. Gender-bender

Rewrite a scene and change the gender of the characters to show how they might act differently (e.g., *Lord of Flies*). You can also have a roundtable on gender differences.


Journal making

Importance:-

1. It creates attachment and love for writing.
2. Way of expressing emotions and understanding
3. Gets them focused
4. Reflection




Phonics





Letters as symbols

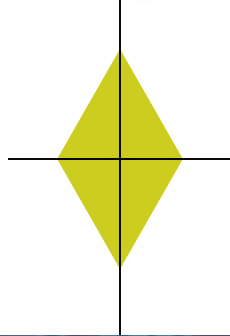
S




A



T




I





P



N








Or




But we can make it fun


s



a




t




i



p



n



Take the challenge



CHALLENGE

Push yourself to the limits and experience wonders you never imagined.

Why phonics first?

- In 1997 it was discovered that as part of an external re-search experiment the pre reading requisite was that the children should be thought to listen carefully to the sounds in words, to identify them, and relate them to the letter. This teaching made it much easier to the children to learn to read and write.
- the key advantages of this system are that it teaches children all the main letter sounds early on and to relate the sounds to the symbols and so understand the alphabetic code used for reading and writing.
- As a result, the children's achievement are very much greater not only in reading but also in writing.



What some specialists have to
say about literacy

Video



**R
E
A
D
I
N
G**



**"Reading is to the mind what
exercise is to the body."
Richard Steele**





The ability to **read** is one of the strongest **predictors** of future success.

Although reading can be **taught** in a classroom, it must be **practised**.

Why reading is important for children?

When children become good readers in the early years, they are more likely to become better learners throughout the school years and beyond.


People read for different reasons:-

1. For pleasure and interest
2. For work
3. To obtain information that will help them make choices and decisions
4. To understand directions (such as those on street signs and in recipe books)
5. To learn about the world

To read is to fly; it is to soar to a point of vantage which gives a view over wide terrain of history, human variety, ideas, shared experiences and the fruits of many inquiries.
A.C Grayling




So hopefully that means I have a little while longer to live.



Tuesday


Yesterday Mom lectured me about how boys my age watch too many violent movies and play too many video games, and that we don't know what REAL entertainment is.

I just stayed quiet, because I wasn't sure exactly where she was going with all this.




Then Mom said that she was gonna start a "reading club" for the boys in the neighbourhood so she could teach us about all the great literature we were missing out on.

I begged Mom to just give me a regular punishment instead, but she wouldn't budge.

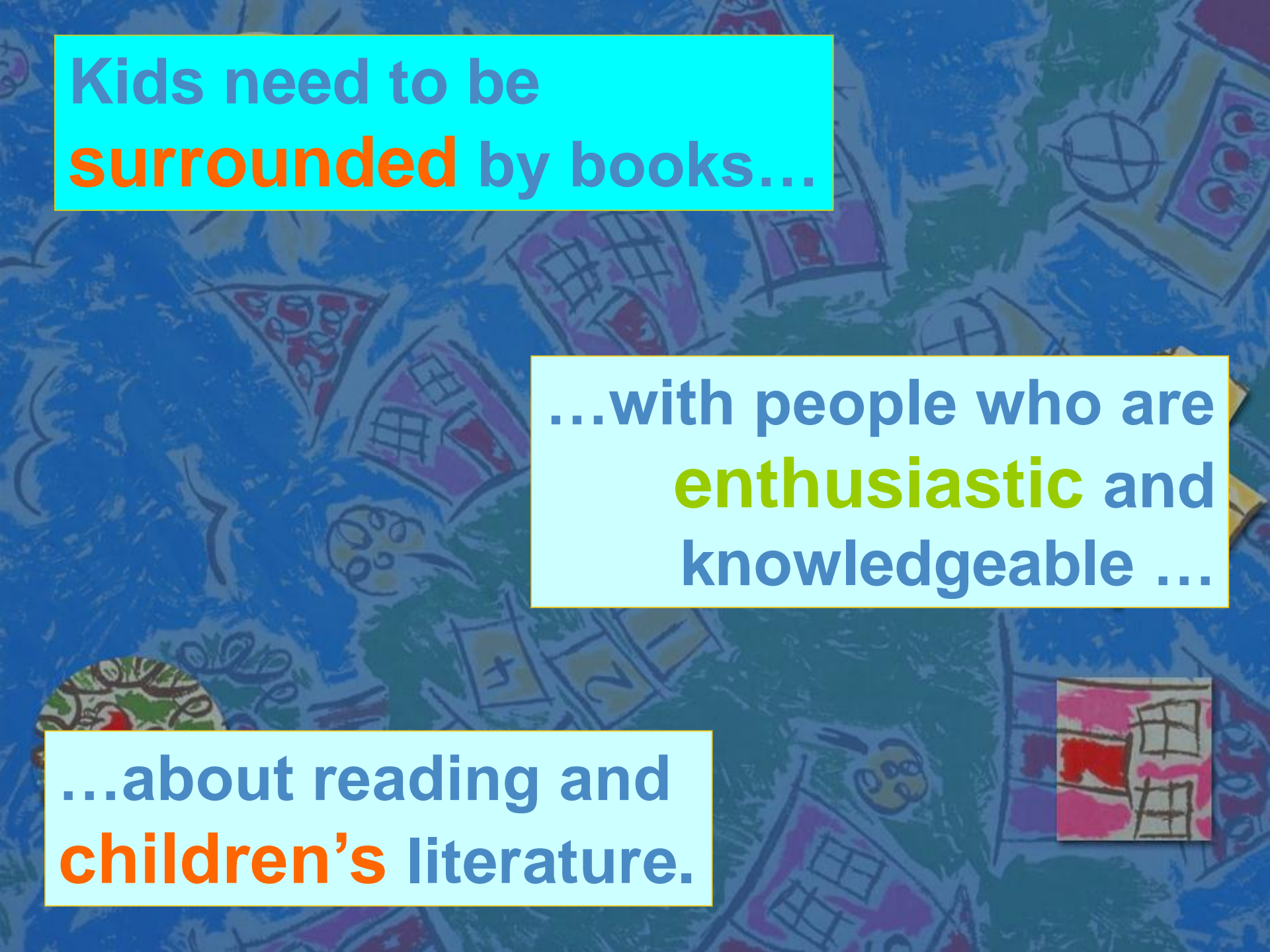


So today was the first meeting of the Reading Is Fun Club. I felt kind of bad for all the boys whose moms made THEM come.



Help
your
child.





Kids need to be
surrounded by books...


...with people who are
enthusiastic and
knowledgeable ...

...about reading and
children's literature.



Start early

- The sooner , the better
- Repeat
- Read loud
- Big pictures
- Large fonts



**“Make Reading a
Part of Every Day!”**



1. Read aloud
2. Nursery Rhymes & songs
3. Books with repetitions
4. Predictable books

Stop at key words

Let children provide the word

5. Repeat readings

Try voice modulation



6. Get children *expressively engaged!*

- *Dramatizing*
- *Talking back*

7. Encourage children to follow the story with their bodies, mime, props, drawing, etc...



8. Reread, reread, reread!!!

9. Allow wait-time for answering questions



10. Promote Children's Use of Language

Invite children to "read" wordless picture books.



Going further

11. Build a story by looking at the picture

12. Reading opportunities are everywhere you go -Car trips, the doctor's clinic, road signs, malls, shopping list, t-shirts that they wear, snacks

13. Keep books or magazines in your car

14. It's OK if you can't finish

15. Realize importance of print



16. Indoor treasure hunt

17. Word hunt

- Books
- Menu cards

18. Shopping for reading

19. Word jigsaw puzzles

20. Simple crossword puzzles

21. Four-minute reading program



22. Read with drama and excitement! Use your child's name instead of a character's name.

23. Read all kinds of material – stories, poems, information books, magazine and newspaper articles, and comics.

24. Encourage relatives and friends to give your child books as gifts.

25. Take your child to the library and look at interactive CD-ROMs and the Internet, as well as books.

26. Subscribe to a magazine for your child. He or she will love receiving mail!

27. Downgrade

Adapt myths or other stories for a younger audience. Make into children's books or dramatic adaptation on video or live.

28. Draw!

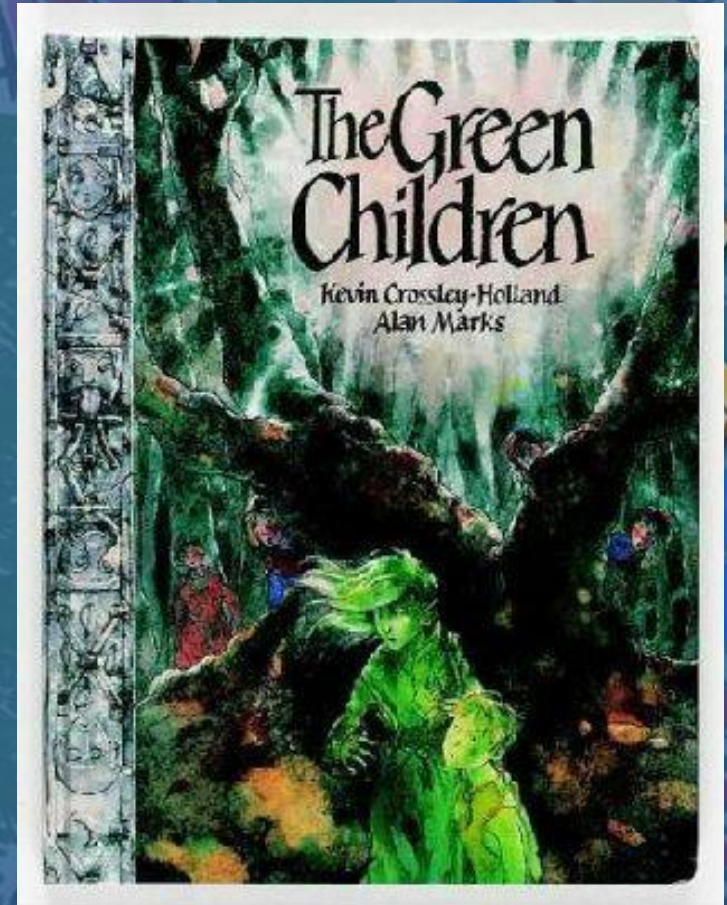
Translate chapters into storyboards and cartoons; draw the most important scene in the chapter and explain its importance and action.



Encouraging Reading, writing Through Drama

The story of Green Children

1. Freeze frame
2. Role on the wall
3. Adult in role



Someday.....


**Don't worry!"
Someday", they
Do!**

**Someday, they are
"rising" to Read!**

**Someday, the books
are "Out of the
Dust"**

**Someday, they
Read!**

**Someday, they Ask
for more books...**





Have a nice day!